



MERIDA, LEYTE - HSWG Partner Reporting

Recovery Shelter Activities (as of 06-OCT-2014)

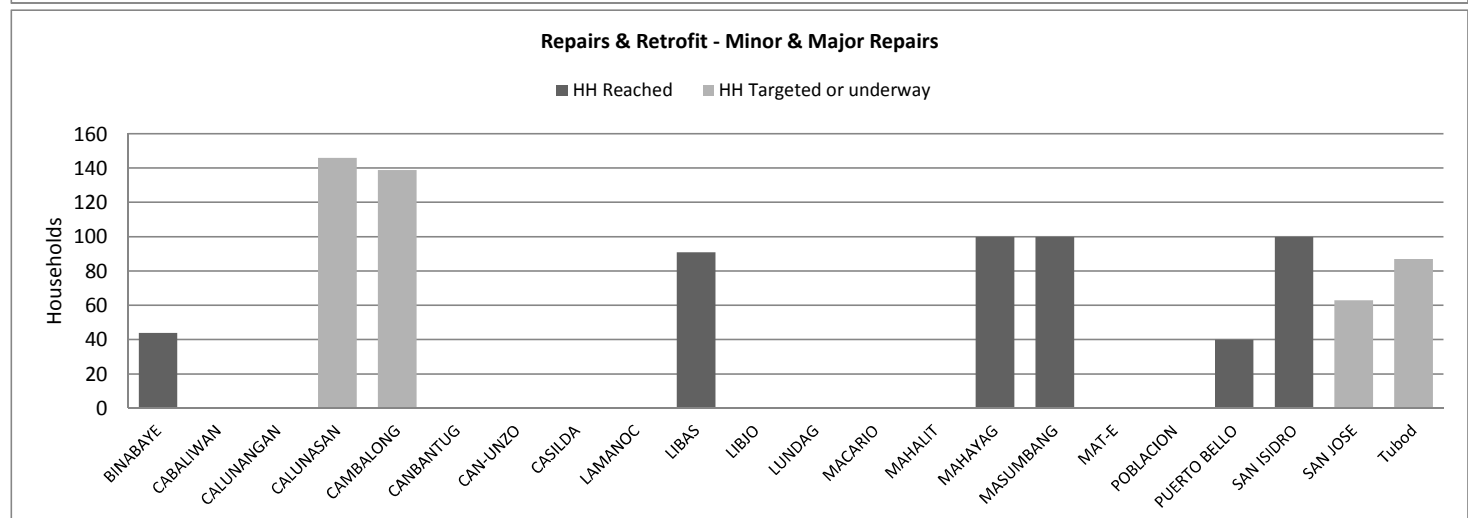
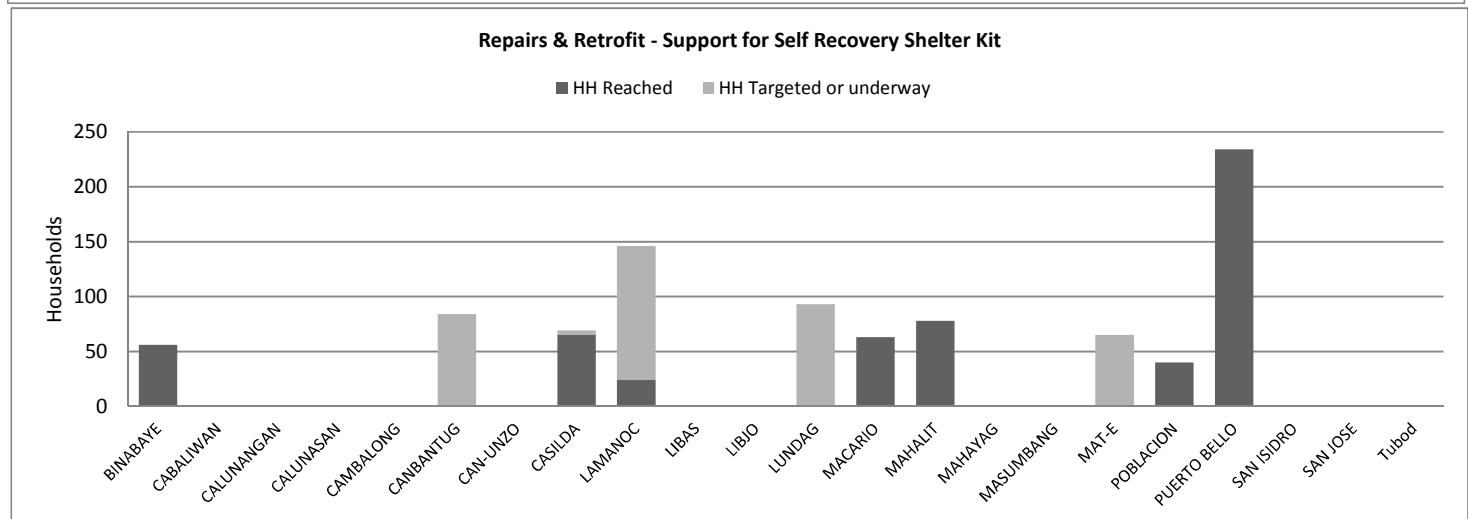
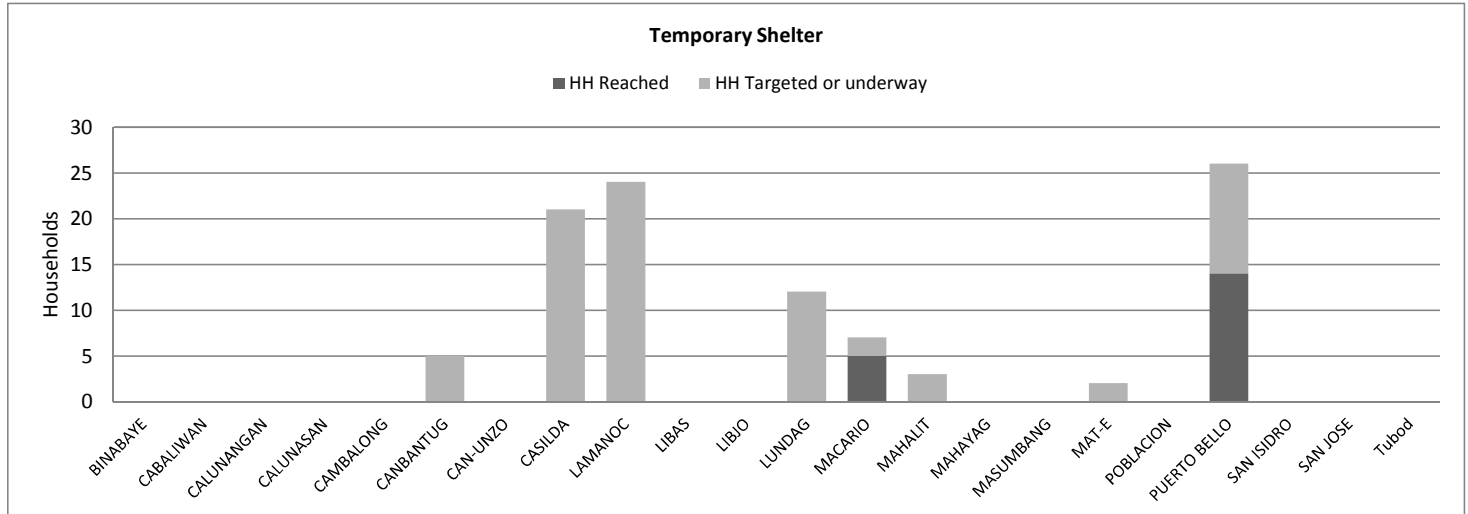
The graphs shown below represent the sum of households who have received (HH reached) or who will receive (HH targeted or underway) recovery shelter support by HSWG partner agencies. Numbers reached are those reported to the HSWG by 6th October 2014. Household number do not represent the total needs by Barangay - for this, consult with relevant Barangay or Municipality. PLEASE NOTE - scale differs in each graph.

For explanation of intervention types, please see Shelter Cluster Recovery guidelines:

<https://www.sheltercluster.org/Asia/Philippines/Typhoon%20Haiyan%202013/Documents/Recovery%20Shelter%20Guidelines.pdf>

The full data set of HSWG data can be found here:

<https://www.sheltercluster.org/Asia/Philippines/Typhoon%20Haiyan%202013/Documents/20141003%20HSWG%20Database%20for%20website.xlsx>



MERIDA, LEYTE - HSWG Partner Reporting

Recovery Shelter Activities (as of 06-OCT-2014)

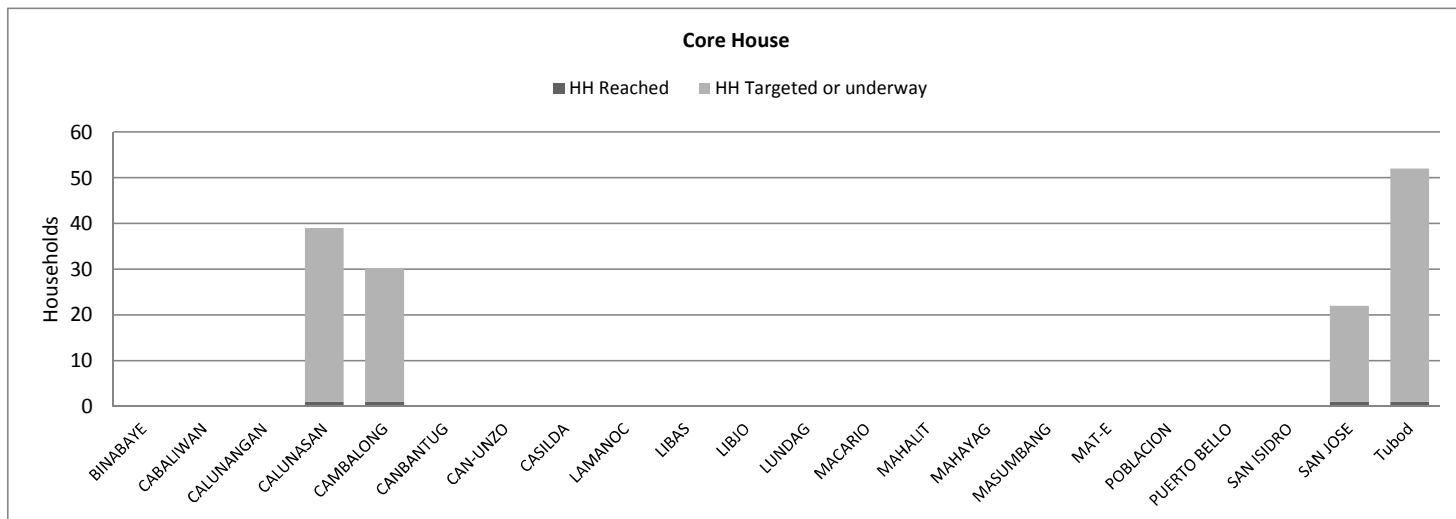
The graphs shown below represent the sum of households who have received (HH reached) or who will receive (HH targeted or underway) recovery shelter support by HSWG partner agencies. Numbers reached are those reported to the HSWG by 6th October 2014. Household number do not represent the total needs by Barangay - for this, consult with relevant Barangay or Municipality. PLEASE NOTE - scale differs in each graph.

For explanation of intervention types, please see Shelter Cluster Recovery guidelines:

<https://www.sheltercluster.org/Asia/Philippines/Typhoon%20Haiyan%202013/Documents/Recovery%20Shelter%20Guidelines.pdf>

The full data set of HSWG data can be found here:

<https://www.sheltercluster.org/Asia/Philippines/Typhoon%20Haiyan%202013/Documents/20141003%20HSWG%20Database%20for%20website.xlsx>





MERIDA - HSWG Partner reporting

Recovery Shelter activities (as of 06-OCT-2014)

Interventions By AGENCIES

The data shown below represent the sum of households who have received (HH reached) or who will receive (HH targeted or underway) recovery shelter support by HSWG partner agencies. Numbers reached are those reported to the HSWG by 6th October 2014. The full data set of HSWG data can be found [here](https://www.sheltercluster.org/Asia/Philippines/Typhoon%20Haiyan%202013/Documents/20141003%20HSWG%20Database%20for%20website.xlsb):

<https://www.sheltercluster.org/Asia/Philippines/Typhoon%20Haiyan%202013/Documents/20141003%20HSWG%20Database%20for%20website.xlsb>

Agency	Temporary Shelter		Repairs & Retrofit		Core House		Permanent House		Total HH Reached	Total HH Targeted
	HH Reached	HH Targeted	HH Reached	HH Targeted	HH Reached	HH Targeted	HH Reached	HH Targeted		
IOM			493	493					493	493
PASAR FOUNDATION, INC.			96	96					96	96
PRC - Netherlands Red Cross			0	435	4	143			4	578
World Vision	19	100	464	832					483	932
Grand Total	19	100	1,053	1,856	4	143			1,076	2,099



MERIDA - HSWG Partner reporting

Recovery Shelter activities (as of 06-OCT-2014)

Interventions By BARANGAYS

The data shown below represent the sum of households who have received (HH reached) or who will receive (HH targeted or underway) recovery shelter support by HSWG partner agencies. Numbers reached are those reported to the HSWG by 6th October 2014. The full data set of HSWG data can be found [here](https://www.sheltercluster.org/Asia/Philippines/Typhoon%20Haiyan%202013/Documents/20141003%20HSWG%20Database%20for%20website.xlsx):

<https://www.sheltercluster.org/Asia/Philippines/Typhoon%20Haiyan%202013/Documents/20141003%20HSWG%20Database%20for%20website.xlsx>

	Temporary Shelter		Repairs & Retrofit		Core House		Permanent House		Total HH Reached	Total HH Target
Barangay	HH Reached	HH Target	HH Reached	HH Target	HH Reached	HH Target	HH Reached	HH Target		
BINABAYE			100	100					100	100
CABALIWAN										
CALUNANGAN										
CALUNASAN			0	146	1	39			1	185
CAMBALONG			0	139	1	30			1	169
CANBANTUG	0	5	0	84					0	89
CAN-UNZO										
CASILDA	0	21	65	69					65	90
LANANOC	0	24	24	146					24	170
LIBAS			91	91					91	91
LIBJO										
LUNDAG	0	12	0	93					0	105
MACARIO	5	7	63	63					68	70
MAHALIT	0	3	78	78					78	81
MAHAYAG			100	100					100	100
MASUMBANG			100	100					100	100
MAT-E	0	2	0	65					0	67
POBLACION			40	40					40	40
PUERTO BELLO	14	26	274	274					288	300
SAN ISIDRO			100	100					100	100
SAN JOSE			0	63	1	22			1	85
Tubod			0	87	1	52			1	139
(blank)			18	18					18	18
Grand Total	19	100	1,053	1,856	4	143			1,076	2,099

**MERIDA - HSWG Partner reporting**

Recovery Shelter activities (as of 06-OCT-2014)

Interventions By BARANGAYS & AGENCIES

The data shown below represent the sum of households who have received (HH reached) or who will receive (HH targeted or underway) recovery shelter support by HSWG partner agencies. Numbers reached are those reported to the HSWG by 6th October 2014. The full data set of HSWG data can be found here:

<https://www.sheltercluster.org/Asia/Philippines/Typhoon%20Haiyan%202013/Documents/20141003%20HSWG%20Database%20for%20website.xlsx>

Barangays & Agency	Temporary Shelter		Repairs & Retrofit		Core House		Permanent House		Total HH Reached	Total HH Target
	HH Reached	HH Target	HH Reached	HH Target	HH Reached	HH Target	HH Reached	HH Target		
BINABAYE			100	100					100	100
IOM			44	44					44	44
PASAR FOUNDATION, INC.			56	56					56	56
CABALIWAN										
CALUNANGAN										
CALUNASAN			0	146	1	39			1	185
PRC - Netherlands Red Cross			0	146	1	39			1	185
CAMBALONG			0	139	1	30			1	169
PRC - Netherlands Red Cross			0	139	1	30			1	169
CANBANTUG	0	5	0	84					0	89
World Vision	0	5	0	84					0	89
CAN-UNZO										
CASILDA	0	21	65	69					65	90
World Vision	0	21	65	69					65	90
LAMANOC	0	24	24	146					24	170
World Vision	0	24	24	146					24	170
LIBAS			91	91					91	91
IOM			91	91					91	91
LIBJO										
LUNDAG	0	12	0	93					0	105
World Vision	0	12	0	93					0	105
MACARIO	5	7	63	63					68	70
World Vision	5	7	63	63					68	70
MAHALIT	0	3	78	78					78	81
World Vision	0	3	78	78					78	81
MAHAYAG			100	100					100	100
IOM			100	100					100	100
MASUMBANG			100	100					100	100
IOM			100	100					100	100
MAT-E	0	2	0	65					0	67
World Vision	0	2	0	65					0	67
POBLACION			40	40					40	40
PASAR FOUNDATION, INC.			40	40					40	40
PUERTO BELLO	14	26	274	274					288	300
IOM			40	40					40	40
World Vision	14	26	234	234					248	260
SAN ISIDRO			100	100					100	100
IOM			100	100					100	100
SAN JOSE			0	63	1	22			1	85
PRC - Netherlands Red Cross			0	63	1	22			1	85
Tubod			0	87	1	52			1	139
PRC - Netherlands Red Cross			0	87	1	52			1	139
(blank)			18	18					18	18
IOM			18	18					18	18



MERIDA - HSWG Partner reporting

Recovery Shelter activities (as of 06-OCT-2014)

Interventions By BARANGAYS & AGENCIES

The data shown below represent the sum of households who have received (HH reached) or who will receive (HH targeted or underway) recovery shelter support by HSWG partner agencies. Numbers reached are those reported to the HSWG by 6th October 2014. The full data set of HSWG data can be found here:

<https://www.sheltercluster.org/Asia/Philippines/Typhoon%20Haiyan%202013/Documents/20141003%20HSWG%20Database%20for%20website.xlsb>

	Temporary Shelter		Repairs & Retrofit		Core House		Permanent House		Total HH Reached	Total HH Target
	HH Reached	HH Target	HH Reached	HH Target	HH Reached	HH Target	HH Reached	HH Target		
Barangays & Agency										
Grand Total	19	100	1,053	1,856	4	143			1,076	2,099